

WHAT GOES IN YOUR GREEN COMPOST CART?

NOW INCLUDE THE FOOD!

FOOD SCRAPS & WASTED FOOD

- Fruits
- Vegetables
- Dairy products: solids and semi-solids at room temperature (such as cheese and yogurt)
- Bread and baked goods
- Pasta, rice, grains, and cereal
- Beans, nuts, and seeds
- Meat, seafood, poultry, and bones (such as from fish and chicken)
- Eggshells, nutshells, and seafood shells
- Leftovers and spoiled food
- Table scraps and plate scrapings
- Loose coffee grounds and tea leaves/grounds

GREEN WASTE


- Grass clippings
- Leaves
- Branches
- Hedge Trimmings
- Palm Fronds
- Natural Christmas Trees



LEAVE IT OUT

- Liquids
- Paper and paper products
- Plastic
- Metal
- Glass
- Fats, oils, and greases (FOG)
- Manufactured compostable materials (MCM): products labeled Compostable and Biodegradable
- Pet waste
- Coffee cups
- Takeout containers and pizza boxes
- Fast food wrappers and packaging
- Corks, rubber bands, produce stickers, and twist ties
- Dirt, rocks, bricks, and plant pots


The City is launching pilot G.R.O.W. (Green Recycling Organic Waste) to INCLUDE THE FOOD in the green compost cart. If you live in Waipahu, Nānākuli, Hawai'i Kai, Mililani, Kailua, or Kalihi, and you currently receive City and County of Honolulu automated curbside collection services, you can start adding food scraps and wasted food to your green compost cart on April 1, 2026! In the future, the City will expand this program islandwide.



G.R.O.W. Program - Green Recycling Organic Waste
City and County of Honolulu
Department of Environmental Services, Refuse Division

GREEN COMPOST CART TIPS

IF IT GROWS, IT GOES!



SORT PROPERLY

Putting the wrong thing in your green compost cart can cause big problems for the composting facility. Contamination slows the composting process and negatively affects the quality of compost. Heavily contaminated trucks may even be denied and end up at the landfill.

Please kōkua and help by properly sorting materials into the correct cart (green, blue, or gray).

LEAVE IT OUT of your green compost cart if you answer yes to any of the following questions:



- Is it liquid at room temperature?
- Is it paper or cardboard?
- Is it plastic, metal, or glass?
- Is it fat, oil, or grease?
- Is it a product labeled 'compostable' or 'biodegradable'?*



**The City is working towards accepting manufactured compostable materials in the future.*

HOW TO KEEP YOUR CART CLEAN

- Set your green cart out **biweekly** on your scheduled day.
- Sprinkle **baking soda** to reduce odors.
- **Alternate layers** of yard trimmings and food scraps, starting with yard waste on the bottom of the cart to absorb any residual liquid from food scraps and wasted food.
- **Freeze food scraps** and add to your green compost cart the night before or morning of collection day.
- Keep green compost cart in the **shade** with the lid fully closed.



Easy ways to get help:

1. **Online:** honolulu.gov/env/grow
2. **Hotline:** (808) 768-3200
3. **Email:** opala@honolulu.gov

Follow us on social media!



@HNL.ENV



@HNL.ENV1



@HNL_ENV



Visit our website!