

# Liquid Waste Hauler Meeting 4

Thank you for joining us!  
The meeting will begin shortly.

## Before we begin, please note:

- The audience will automatically be placed on mute.
- A period for questions will occur after the presentation.
- If you have a question, please line up at the microphone or raise your hand on Webex during the question period and reference the slide number if applicable.

Scan QR Code to signup for EZ  
Texting Septage Site Status  
Notifications



# LIQUID WASTE HAULER MEETING

# 4

Josh Nagashima

Assistant Chief

City and County of Honolulu

Department of Environmental Services

Division of Environmental Quality

February 3, 2025




# Agenda

- Questions and Answers from 10/17/24 Meeting
- Results from 11/12/24 Hauler Survey
- Site Monitor Updates
- Honouliuli, Kahuku, and Sand Island Updates
- Brainstorm: Manifest Adjustments
- Compliance Reminder
- Kahuku SHF Update
- Closing Remarks



# Q&A from October 17, 2024 Meeting

- Go over questions that were not addressed in the previous meeting
- Operators and the monitoring company were consulted for related responses



**Q**

The standpipe at the Honouliuli SRF is too high for us to gravity discharge into, are you able to lower the standpipe?

**A**

No standpipe height issues have been demonstrated at Honouliuli.

**Q**

Why are haulers not able to discharge in Kahalu'u when we frequently see the City discharging there?

**A**

The City no longer schedules discharges at this location.

**Q**

Why do smaller (volume) vehicles count toward the 14 daily maximum limit at Kaneohe PTF compared to a larger (volume) vehicle?

**A**

The 14 daily maximum limit is based on traffic received at the facility rather than a volume limit.

**Q**

Why is Kaneohe PTF not open 7 days a week?

**A**

Kaneohe PTF was never available on weekends, but Kailua Road Pump Station is open to accept septage on weekends.

**Q**

What is the feasibility of extending weekend hours to Kailua?

**Q**

Can the hours of operation at Kailua be 7 am to 7 pm to match Waianae's hours?

**Q**

The Kailua guard arrives early at the discharge site, why are we not able to discharge then? Why wait until 8 am?

**A**

The current contract between ENV and the monitoring company has set days/hours. ENV will survey the haulers regarding shifting of Kailua's scheduled hours of operation.



Q

North Shore is all septic tanks and cesspools, why has the City not made accommodations for the area in so long?



A

- ▶ ENV is continuing to evaluate the potential of opening Whitmore PTF as a discharge site. If implemented, opening will coincide with the new monitoring contract (July 2025)
- ▶ Kaneohe PTF (temporary site) will be closed if Whitmore PTF opens
- ▶ Survey is open to see which site is preferred

# Results from 11/12/24 Hauler Survey

- Survey was issued to Type 1 haulers (42) and Type 3 haulers (13)
- 19 responses received (16 Type 1 and 3 Type 3)
- We appreciate the honest feedback
- Feedback will be considered to make adjustments
- Focuses
  - Site Preferences/Experiences
  - Monitoring Services
  - Future Meetings





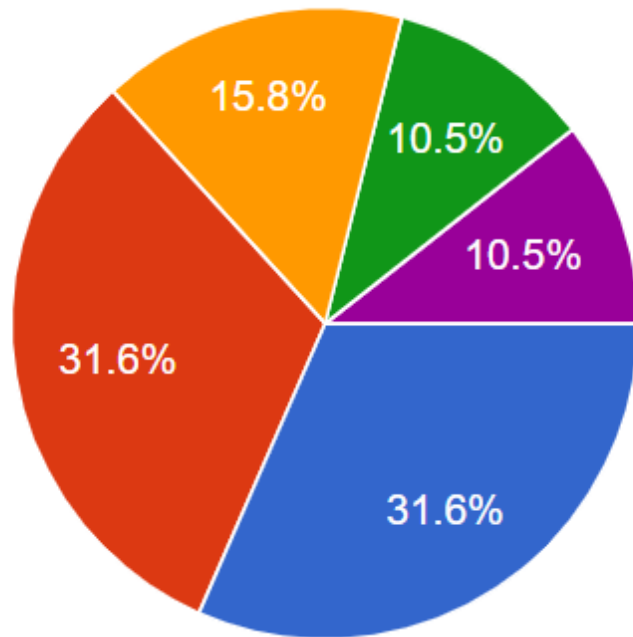
Which discharge site do you currently use the most?



Rank each discharge site from 1-5 (1 being the most preferred and 5 being the least preferred)



Usage



Preference

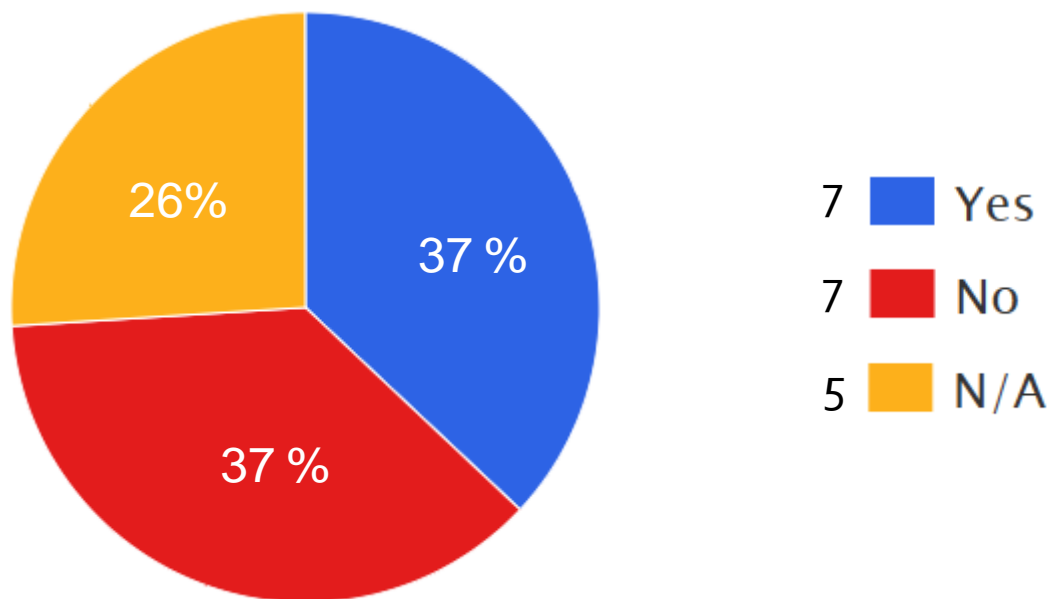
1. ● Waianae
2. ● Honouliuli SRF
3. ● Kaneohe PTF
4. ● Kailua Road
5. ● Kahuku SHF



Q

At Honouliuli SRF is the standpipe too tall for discharge by gravity flow for some or all of your trucks?

A



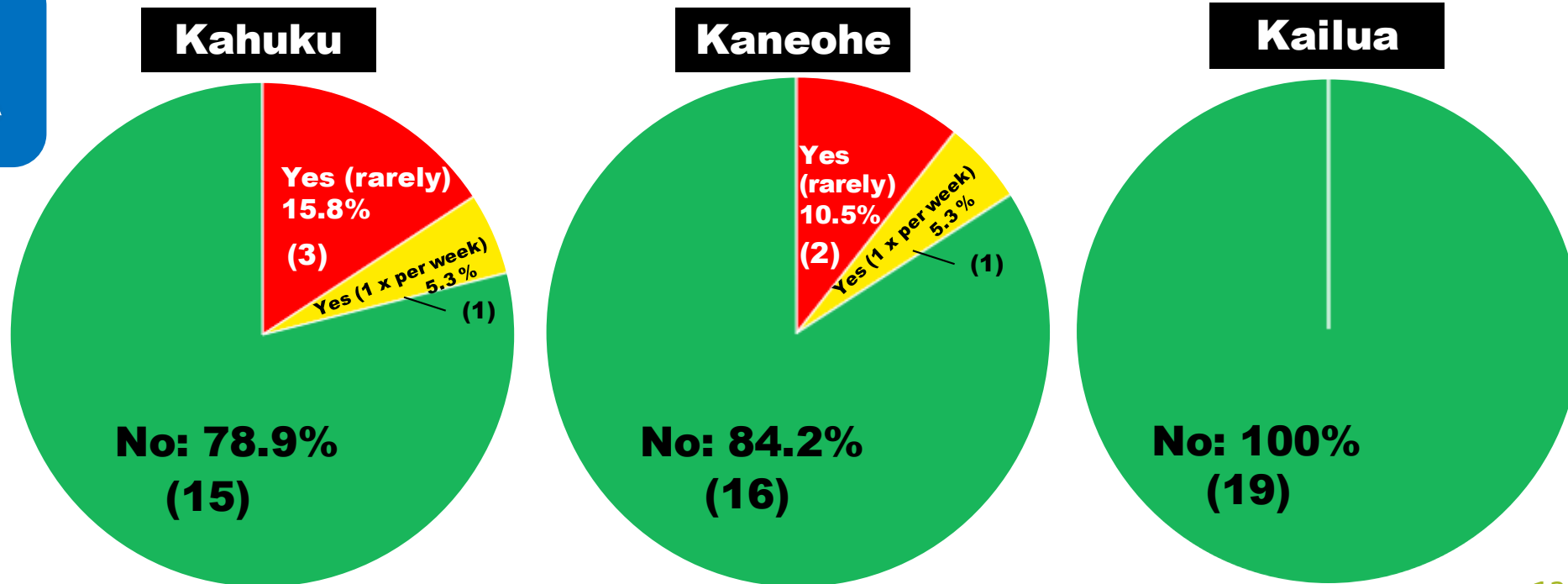
Q

Have you experienced a **late opening** at [Kahuku SHF, Kaneohe PTF, or Kailua Road]?

Q

If 'yes' to question 5, how many times do you experience late openings?

A



Q

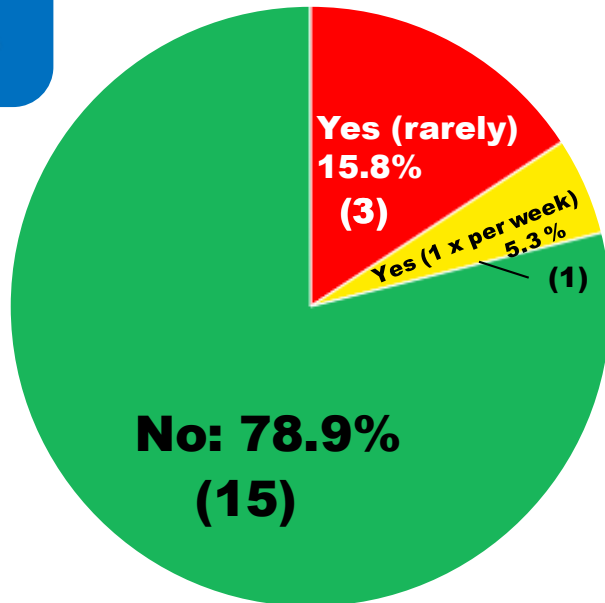
Have you experienced an early closure at [Kahuku SHF, Kaneohe PTF, or Kailua Road]?

Q

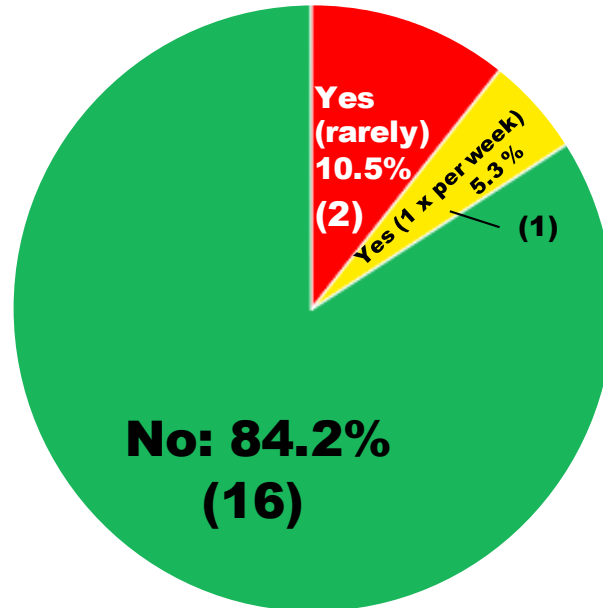
If 'yes' to question 5, how many times do you experience early closures?

A

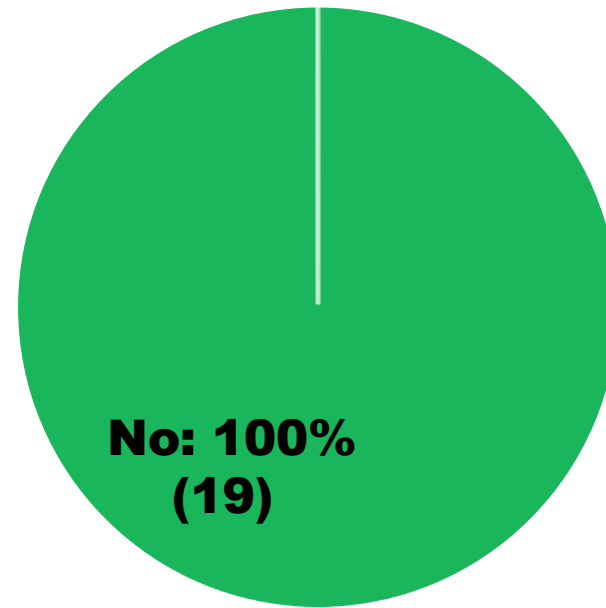
**Kahuku**



**Kaneohe**



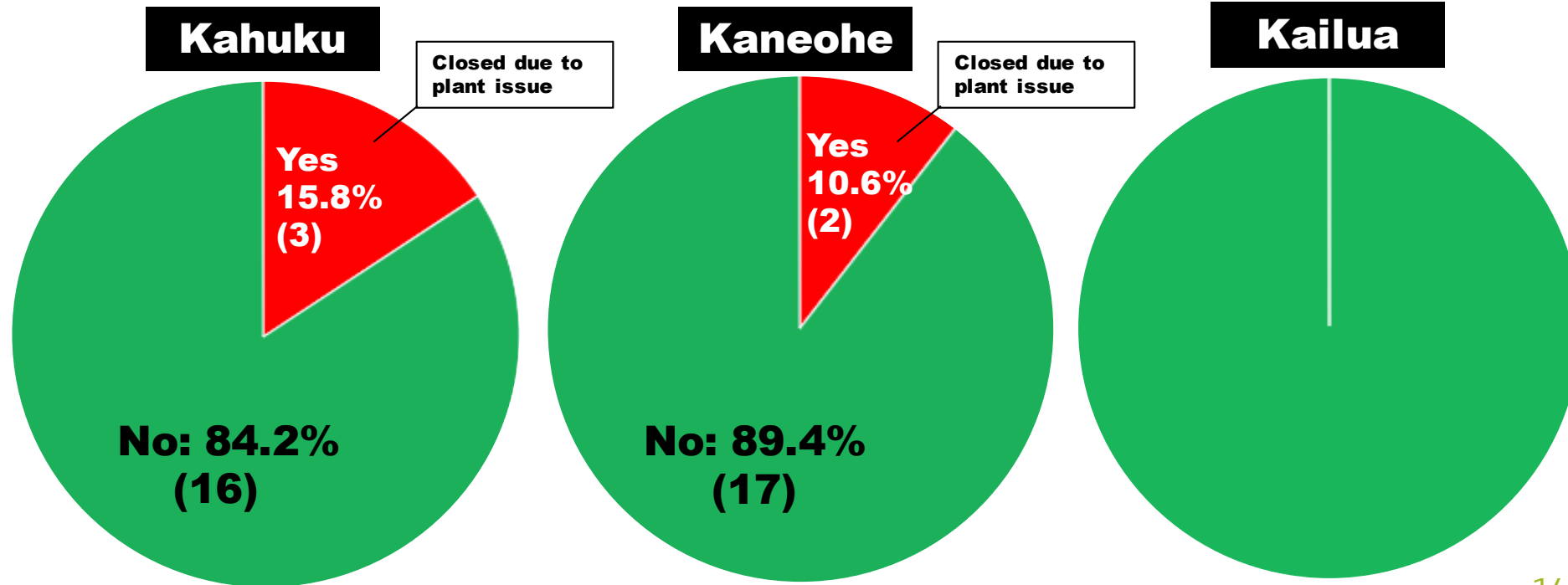
**Kailua**



**Q**

Have you ever been turned away when trying to discharge at [Kahuku SHF, Kaneohe PTF, or Kailua Road]?

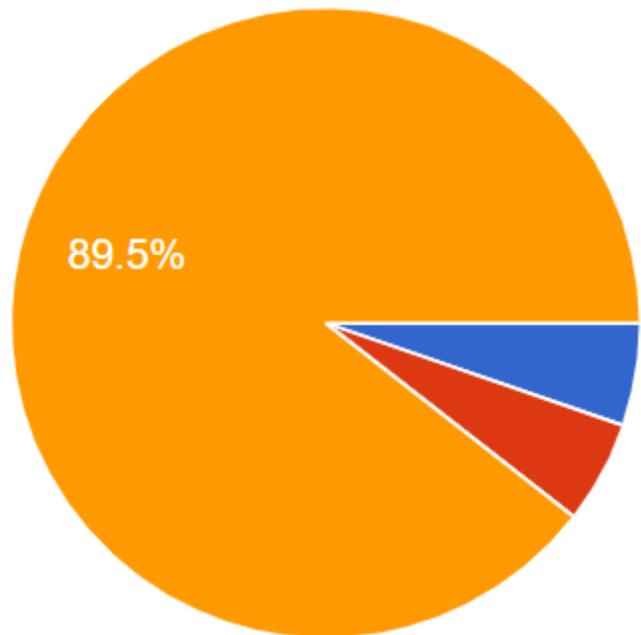
**A**



Q

If Kahuku were to change its hours of operation, select the time frame of your preference.

A



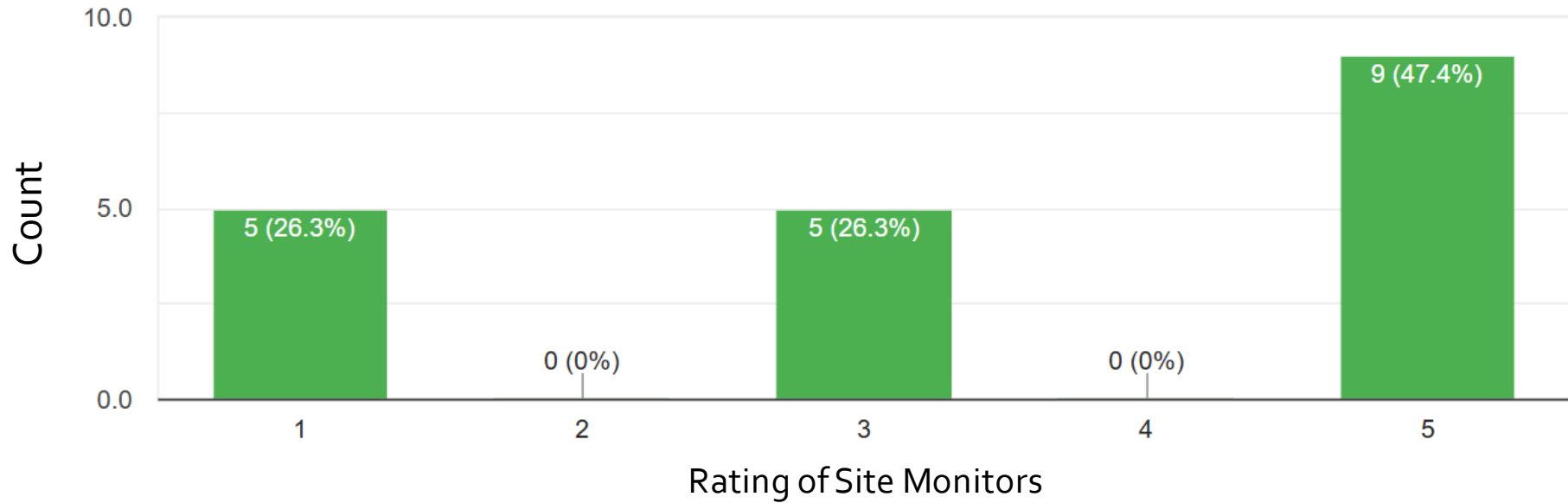
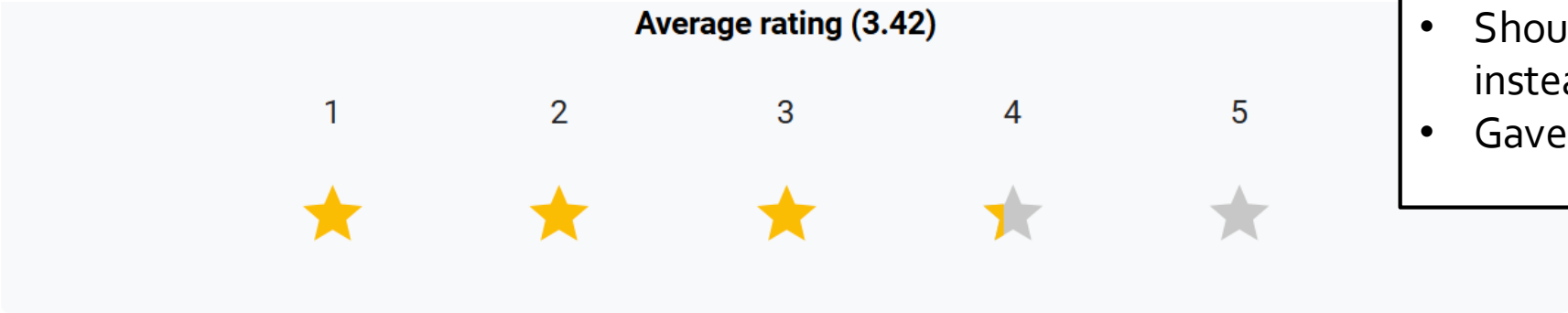
- 5 am - 11 am
- 6 am - 12 pm
- 8 am - 2 pm (current arrangement)



How satisfied are you with the site monitors at Kahuku, Kaneohe, and Kailua? [Provide any feedback for the site monitors.]

Feedback received:

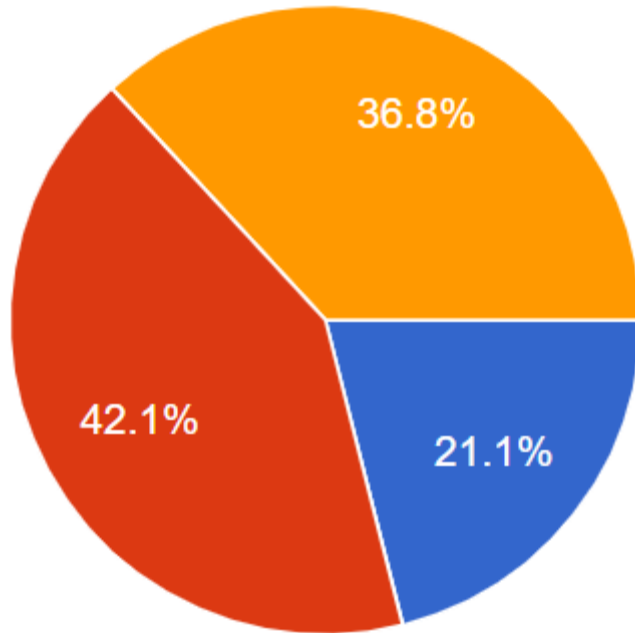
- Good
- Should be at Pearl City
- Should hire operator instead
- Gave driver a hard time



Q

For future meetings, how often would you like to meet?

A

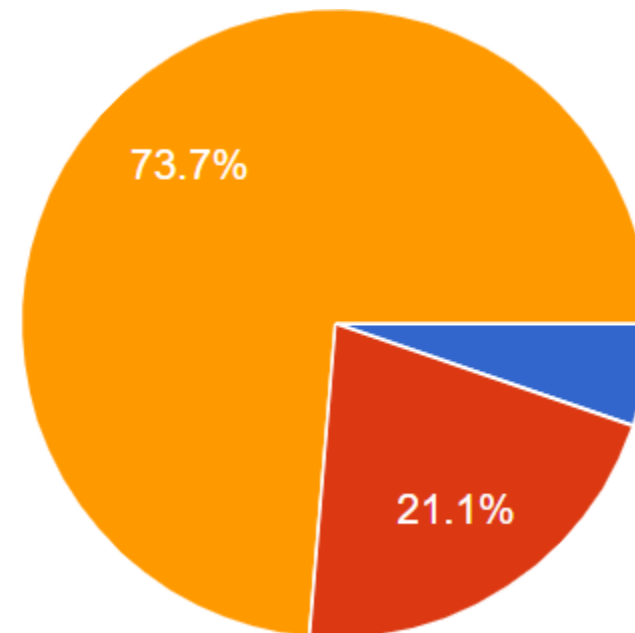


- Every 2 months
- Every 3 months
- Every 6 months

Q

What is your preferred meeting time?

A



- Morning (8am - 12pm)
- Afternoon (12pm - 5pm)
- Evening (6pm and after) \*Current arrangement





Q

Please provide any other feedback of adjustments you'd like to see to the hauler program.



A

- ▶ Vehicles require sewer manholes for discharge
- ▶ No closures during rainy periods
- ▶ Reopen/Monitor Pearl City Site, even with limited hours
- ▶ Open a manhole on town-side
- ▶ Alternative Type 3 site
- ▶ Open Kailua site earlier
- ▶ Open Kahuku on weekends and 8 am to 4 pm
- ▶ Lower connection hook up at Honouliuli
- ▶ Maintain Honouliuli regularly
- ▶ Monitor Honouliuli – sewage left behind/dumping to drain
- ▶ Adjust manifest to allow for more than one dump


# Site Monitor Updates

- Major personnel shift last week
- Confirmed monitors will be set up to allow discharges during operating hours
- Monitor service will ensure standard protocol is followed
- Haulers should notify ENV for experiences of late openings or early closures
  - Provide date, time, and location



# Honouliuli Updates

- Sand blockage occurred at both stations on 1/8/25
- As much as possible, haulers should be aware of what is in their loads
- Haulers should clean up after themselves for any debris caught in the drain grate - trash cans and rakes are now provided as of 12/30/24
- The right side 3 and 4-inch and left side 3-inch discharge inlets are currently operational
- Remaining discharge inlet actuator to be installed and will be troubleshot



# Honouliuli Standpipe Demonstration

- ENV observed a Type I hauler demonstrating how the height of the standpipe affects their discharge
  - Height from ground to invert of discharge pipe: 32 inch
  - Height from ground to bottom of tank: 31 inch
  - Height of Honouliuli 3 inch standpipe height: 27 inch
- After the discharge was complete, the residual waste in the hose was drained to the grate (<5 gallons), which is a minimal amount




# Honouliuli Standpipe Status

- No standpipe height issues have been demonstrated yet at Honouliuli
- Any hauler may contact us to schedule a feasibility demonstration
- ENV's observations and current survey results will be considered for standpipe heights for future receiving stations



# Kahuku SHF Update

- Kahuku Septage Handling Facility is closed until further notice
- On 1/31/25, traces of petroleum were found on the treatment side of the septage handling facility
- Kahuku septage is a separate treatment plant and operations needs an hour to open and close it
- Working on solution



# Sand Island Updates

- One 6" discharge port with adapters for 4" and 3"
- Pinch valve with diaphragm
- Rock trap and screen
- 36" discharge port height - ENV is currently working on change orders to make adjustments prior to opening
- Anticipated opening date: TBD



# Brainstorm: Manifest Adjustments

- Usage varies
- Would like consistency
- More than one dump
- Some attach entire route
- Sometimes illegible
- Electronic?

## LIQUID WASTE HAULER

## TYPE 1 MANIFEST

Hauler's Company Name:

LWH Permit No.

License Plate/ Make & Model:

TO BE COMPLETED BY THE TYPE 1 LIQUID WASTE HAULER DRIVER: I certify, under penalty of law, that the tanker used to convey this waste was empty and clean when the waste was picked up and that no wastes other than those herein described are contained in this load.

### WASTE PICK-UP INFORMATION

### DRIVER NAME

No	BUSINESS NAME/STREET, CITY, ZIP	PICKUP DATE	PICKUP TIME	VOLUME (GALLONS)	WASTE TYPE <sup>1</sup>	DISCHARGE LOCATION <sup>2</sup>	DISCHARGE DATE	DISCHARGE TIME
1								
2								
3								
4								
5								
6								
7								
8								
9								

<sup>1</sup> 1. Honouliuli SRF    2. Sand Island WWTP    3. Kailua Road PS    4. Waianae    5. Kahuku SRF    6. Kaneohe PTF  
<sup>2</sup> 1. Septic Tank    2. Cesspool    3. Portable Toilet    4. Other (Write in type)



# Compliance Reminder

- ENV will be issuing appropriate enforcement to haulers found to be in violation of their industrial wastewater discharge permit (IWDP) conditions, including the following:
  - Delinquent monthly reporting
  - Delinquent sewer fee payments
  - False reporting and/or misinformation
  - Damage to ENV facilities
- Please familiarize yourself with your IWDP conditions
- Please be respectful of others and clean up after discharging



# Closing Remarks

- ENV wishes to maintain a professional working relationship with the haulers
- Please respond to the survey to provide valuable feedback
- Let us know if you have any topics that might be reviewed and discussed at future meetings
- Next Meeting: May 2025



Pau. Questions?  
Take the Current Survey:

