


RESULTS OF VOTES CAST

RECEIVED
CITY CLERK
C & C OF HONOLULU
2011 JAN 24 PM 4:05


Special Vacancy Election
District I
City and County of Honolulu
December 29, 2010




Office of the City Clerk
Elections Division
Bernice K.N. Mau
City Clerk

RESULTS OF VOTES CAST

Special Vacancy Election
District I
City and County of Honolulu
December 29, 2010



Prepared by
Office of the City Clerk
Bernice K.N. Mau
City Clerk



BERNICE K.N. MAU
CITY CLERK

ELECTIONS

OFFICE OF THE CITY CLERK
530 SOUTH KING STREET, ROOM 100
HONOLULU, HAWAII 96813-3077
TELEPHONE: (808) 768-3800

Aloha,

The following are the certified results of the 2010 Special Vacancy Election, Council district I. The special election was the fourth election for elective office in Hawaii conducted entirely using a vote-by-mail format.

Should you have any questions regarding the contents of this publication, please contact the Elections Division at (808) 768-3800.

Very truly yours,

A handwritten signature in cursive script that reads "Bernice K.N. Mau".

BERNICE K.N. MAU
City Clerk
City and County of Honolulu

TABLE OF CONTENTS

FORWARD.....	ii
TABLE OF CONTENTS.....	iii
SUMMARY REPORT.....	1
DETAILED REPORTS	3
VOTER REGISTRATION TOTALS.....	19
RECORD OF BALLOTS OVER/UNDER VOTES CAST	20
ELECTION INFORMATION COUNCIL DISTRICT I.....	21
CERTIFICATION	23

SUMMARY REPORT

Cumulative Report — Official
CITY AND COUNTY OF HONOLULU — COUNCIL DISTRICT I SPECIAL ELECTION — December 29, 2010

Total Number of Voters : 12,610 of 53,753 = 23.46%

Precincts Reporting 13 of 13 = 100.00%

Party	Candidate	Mail		Precinct		Total	
Councilmember, Dist I, Vote For 1							
	BERG, Tom	2,326	18.52%	0	0.00%	2,326	18.52%
	DUDLEY, Kioni	1,179	9.39%	0	0.00%	1,179	9.39%
	ESPERO, Jason T	1,950	15.53%	0	0.00%	1,950	15.53%
	KAHELE, Mel	1,645	13.10%	0	0.00%	1,645	13.10%
	LACUESTA, Celeste (Lacaden)	314	2.50%	0	0.00%	314	2.50%
	LEWIS, Chrls	392	3.12%	0	0.00%	392	3.12%
	LoPRESTI, Matthew	286	2.28%	0	0.00%	286	2.28%
	MANAKU, James K	350	2.79%	0	0.00%	350	2.79%
	MARTINEZ, Rose	1,141	9.09%	0	0.00%	1,141	9.09%
	MCDERMOTT, Bob	1,604	12.77%	0	0.00%	1,604	12.77%
	ROCO, John P	85	0.68%	0	0.00%	85	0.68%
	TERUYA, Patty Kahanamoku	1,001	7.97%	0	0.00%	1,001	7.97%
	VELLESES, Gary Kahanano	62	0.49%	0	0.00%	62	0.49%
	YUEN, Victoria (Cissy)	224	1.78%	0	0.00%	224	1.78%
	Cast Votes:	12,559	99.60%	0	0.00%	12,559	99.60%
	Over Votes:	25	0.20%	0	0.00%	25	0.20%
	Under Votes:	26	0.21%	0	0.00%	26	0.21%

DETAILED REPORTS

Canvass Report — Total Voters — Official

CITY AND COUNTY OF HONOLULU — COUNCIL DISTRICT I SPECIAL ELECTION — December 29, 2010

Total Number of Voters : 12,610 of 53,753 = 23.46%

Precincts Reporting 13 of 13 = 100.00%

Councilmember, Dist I

Precinct	Mail Ballots Cast	Precinct Ballots Cast	Total Ballots Cast	Registered Voters	Percent Turnout	BERG, Tom	DUDLEY, Kioni	ESPERO, Jason T	KAHELE, Mel	LACUESTA, Celeste (Lacaden)	LEWIS, Chris	LoPRESTI, Matthew	MANAKU, James K
40-02	609	0	609	2883	21.12%	51	114	93	53	6	68	17	4
40-03	933	0	933	4382	21.29%	70	153	122	147	18	112	17	11
42-03	969	0	969	3646	26.58%	379	52	205	52	19	17	26	3
42-04	1204	0	1204	4194	28.71%	417	85	249	71	39	6	24	7
43-01	1015	0	1015	4028	25.20%	385	55	177	37	32	27	67	1
43-02	1429	0	1429	5668	25.21%	438	101	350	80	35	17	38	7
43-03	1208	0	1208	5190	23.28%	293	73	292	121	49	14	19	10
43-04	651	0	651	2443	26.65%	147	73	136	59	44	7	8	4
44-01	225	0	225	968	23.24%	18	59	39	19	0	13	4	1
44-02	734	0	734	3916	18.74%	26	74	75	130	20	24	7	32
44-03	1361	0	1361	6303	21.59%	23	121	69	463	23	35	25	91
45-01	867	0	867	3910	22.17%	37	88	49	124	6	29	24	83
45-02	1405	0	1405	6222	22.58%	42	131	94	289	23	23	10	96
Totals	12610	0	12610	53753		2326	1179	1950	1645	314	392	286	350

Con tinued

Canvass Report — Total Voters — Official

CITY AND COUNTY OF HONOLULU — COUNCIL DISTRICT I SPECIAL ELECTION — December 29, 2010

Total Number of Voters : 12,610 of 53,753 = 23.46%

Precincts Reporting 13 of 13 = 100.00%

Councilmember, Dist I

Precinct	Mail Ballots Cast	Precinct Ballots Cast	Total Ballots Cast	Registered Voters	Percent Turnout	MARTINEZ, Rose	MCDERMOTT, Bob	ROCO, John P	TERUYA, Paty Kahanamoku	VELLESES, Gary Kahanano	YUEN, Victoria (Cissy)	Totals
40-02	609	0	609	2883	21.12%	28	129	1	36	0	7	607
40-03	933	0	933	4382	21.29%	34	133	8	58	1	42	926
42-03	969	0	969	3646	26.58%	54	113	3	25	3	12	963
42-04	1204	0	1204	4194	28.71%	150	103	4	30	0	15	1200
43-01	1015	0	1015	4028	25.20%	20	170	7	26	2	6	1012
43-02	1429	0	1429	5668	25.21%	65	218	12	39	5	19	1424
43-03	1208	0	1208	5190	23.28%	143	144	2	31	2	13	1206
43-04	651	0	651	2443	26.65%	53	66	4	32	2	13	648
44-01	225	0	225	968	23.24%	19	32	1	12	0	7	224
44-02	734	0	734	3916	18.74%	113	101	1	109	4	11	727
44-03	1361	0	1361	6303	21.59%	80	121	14	243	16	30	1354
45-01	867	0	867	3910	22.17%	164	111	17	110	10	13	865
45-02	1405	0	1405	6222	22.58%	218	163	11	250	17	36	1403
Totals	12610	0	12610	53753		1141	1604	85	1001	62	224	12559

Precinct Report — Official

CITY AND COUNTY OF HONOLULU — COUNCIL DISTRICT I SPECIAL ELECTION — December 29, 2010

Total Number of Voters : 12,610 of 53,753 = 23.46%

Precincts Reporting 13 of 13 = 100.00%

Party	Candidate	Mail	Precinct	Total
Precinct 40-02 (Ballots Cast: 609)				
Councilmember, Dist I, Vote For 1				
	BERG, Tom	51 8.40%	0 0.00%	51 8.40%
	DUDLEY, Kioni	114 18.78%	0 0.00%	114 18.78%
	ESPERO, Jason T	93 15.32%	0 0.00%	93 15.32%
	KAHELE, Mel	53 8.73%	0 0.00%	53 8.73%
	LACUESTA, Celeste (Lacaden)	6 0.99%	0 0.00%	6 0.99%
	LEWIS, Chris	68 11.20%	0 0.00%	68 11.20%
	LoPRESTI, Matthew	17 2.80%	0 0.00%	17 2.80%
	MANAKU, James K	4 0.66%	0 0.00%	4 0.66%
	MARTINEZ, Rose	28 4.61%	0 0.00%	28 4.61%
	MCDERMOTT, Bob	129 21.25%	0 0.00%	129 21.25%
	ROCO, John P	1 0.16%	0 0.00%	1 0.16%
	TERUYA, Patty Kahanamoku	36 5.93%	0 0.00%	36 5.93%
	VELLESES, Gary Kahinano	0 0.00%	0 0.00%	0 0.00%
	YUEN, Victoria (Cissy)	7 1.15%	0 0.00%	7 1.15%
	Cast Votes:	607 99.67%	0 0.00%	607 99.67%
	Over Votes:	1 0.16%	0 0.00%	1 0.16%
	Under Votes:	1 0.16%	0 0.00%	1 0.16%

Precinct Report — Official

CITY AND COUNTY OF HONOLULU — COUNCIL DISTRICT I SPECIAL ELECTION — December 29, 2010

Total Number of Voters : 12,610 of 53,753 = 23.46%

Precincts Reporting 13 of 13 = 100.00%

Party	Candidate	Mail	Precinct	Total	
Precinct 40-03 (Ballots Cast: 933)					
Councilmember, Dist I, Vote For 1					
	BERG, Tom	70	7.56%	0 0.00%	70 7.56%
	DUDLEY, Kioni	153	16.52%	0 0.00%	153 16.52%
	ESPERO, Jason T	122	13.17%	0 0.00%	122 13.17%
	KAHELE, Mel	147	15.87%	0 0.00%	147 15.87%
	LACUESTA, Celeste (Lacaden)	18	1.94%	0 0.00%	18 1.94%
	LEWIS, Chris	112	12.10%	0 0.00%	112 12.10%
	LoPRESTI, Matthew	17	1.84%	0 0.00%	17 1.84%
	MANAKU, James K	11	1.19%	0 0.00%	11 1.19%
	MARTINEZ, Rose	34	3.67%	0 0.00%	34 3.67%
	MCDERMOTT, Bob	133	14.36%	0 0.00%	133 14.36%
	ROCO, John P	8	0.86%	0 0.00%	8 0.86%
	TERUYA, Patty Kahanamoku	58	6.26%	0 0.00%	58 6.26%
	VELLESES, Gary Kahinano	1	0.11%	0 0.00%	1 0.11%
	YUEN, Victoria (Cissy)	42	4.54%	0 0.00%	42 4.54%
	Cast Votes:	926	99.25%	0 0.00%	926 99.25%
	Over Votes:	3	0.32%	0 0.00%	3 0.32%
	Under Votes:	4	0.43%	0 0.00%	4 0.43%

Precinct Report — Official

CITY AND COUNTY OF HONOLULU — COUNCIL DISTRICT I SPECIAL ELECTION — December 29, 2010

Total Number of Voters : 12,610 of 53,753 = 23.46%

Precincts Reporting 13 of 13 = 100.00%

Party	Candidate	Mail	Precinct	Total
Precinct 42-03 (Ballots Cast: 969)				
Councilmember, Dist I, Vote For 1				
	BERG, Tom	379	39.36%	0 0.00% 379 39.36%
	DUDLEY, Kioni	52	5.40%	0 0.00% 52 5.40%
	ESPERO, Jason T	205	21.29%	0 0.00% 205 21.29%
	KAHELE, Mel	52	5.40%	0 0.00% 52 5.40%
	LACUESTA, Celeste (Lacaden)	19	1.97%	0 0.00% 19 1.97%
	LEWIS, Chris	17	1.77%	0 0.00% 17 1.77%
	LoPRESTI, Matthew	26	2.70%	0 0.00% 26 2.70%
	MANAKU, James K	3	0.31%	0 0.00% 3 0.31%
	MARTINEZ, Rose	54	5.61%	0 0.00% 54 5.61%
	MCDERMOTT, Bob	113	11.73%	0 0.00% 113 11.73%
	ROCO, John P	3	0.31%	0 0.00% 3 0.31%
	TERUYA, Patty Kahanamoku	25	2.60%	0 0.00% 25 2.60%
	VELLESES, Gary Kahinano	3	0.31%	0 0.00% 3 0.31%
	YUEN, Victoria (Cissy)	12	1.25%	0 0.00% 12 1.25%
	Cast Votes:	963	99.38%	0 0.00% 963 99.38%
	Over Votes:	2	0.21%	0 0.00% 2 0.21%
	Under Votes:	4	0.41%	0 0.00% 4 0.41%

Precinct Report — Official

CITY AND COUNTY OF HONOLULU — COUNCIL DISTRICT I SPECIAL ELECTION — December 29, 2010

Total Number of Voters : 12,610 of 53,753 = 23.46%

Precincts Reporting 13 of 13 = 100.00%

Party	Candidate	Mail		Precinct		Total	
Precinct 42-04 (Ballots Cast: 1,204)							
Councilmember, Dist I, Vote For 1							
	BERG, Tom	417	34.75%	0	0.00%	417	34.75%
	DUDLEY, Kioni	85	7.08%	0	0.00%	85	7.08%
	ESPERO, Jason T	249	20.75%	0	0.00%	249	20.75%
	KAHELE, Mel	71	5.92%	0	0.00%	71	5.92%
	LACUESTA, Celeste (Lacaden)	39	3.25%	0	0.00%	39	3.25%
	LEWIS, Chris	6	0.50%	0	0.00%	6	0.50%
	LoPRESTI, Matthew	24	2.00%	0	0.00%	24	2.00%
	MANAKU, James K	7	0.58%	0	0.00%	7	0.58%
	MARTINEZ, Rose	150	12.50%	0	0.00%	150	12.50%
	MCDERMOTT, Bob	103	8.58%	0	0.00%	103	8.58%
	ROCO, John P	4	0.33%	0	0.00%	4	0.33%
	TERUYA, Patty Kahanamoku	30	2.50%	0	0.00%	30	2.50%
	VELLESES, Gary Kahinano	0	0.00%	0	0.00%	0	0.00%
	YUEN, Victoria (Cissy)	15	1.25%	0	0.00%	15	1.25%
	Cast Votes:	1,200	99.67%	0	0.00%	1,200	99.67%
	Over Votes:	3	0.25%	0	0.00%	3	0.25%
	Under Votes:	1	0.08%	0	0.00%	1	0.08%

Precinct Report — Official

CITY AND COUNTY OF HONOLULU — COUNCIL DISTRICT I SPECIAL ELECTION — December 29, 2010

Page 5 of 13

12/29/2010 06:20 PM

Total Number of Voters : 12,610 of 53,753 = 23.46%

Precincts Reporting 13 of 13 = 100.00%

Party	Candidate	Mail	Precinct	Total
Precinct 43-01 (Ballots Cast: 1,015)				
Councilmember, Dist I, Vote For 1				
	BERG, Tom	385	38.04%	0 0.00% 385 38.04%
	DUDLEY, Kioni	55	5.43%	0 0.00% 55 5.43%
	ESPERO, Jason T	177	17.49%	0 0.00% 177 17.49%
	KAHELE, Mel	37	3.66%	0 0.00% 37 3.66%
	LACUESTA, Celeste (Lacaden)	32	3.16%	0 0.00% 32 3.16%
	LEWIS, Chris	27	2.67%	0 0.00% 27 2.67%
	LoPRESTI, Matthew	67	6.62%	0 0.00% 67 6.62%
	MANAKU, James K	1	0.10%	0 0.00% 1 0.10%
	MARTINEZ, Rose	20	1.98%	0 0.00% 20 1.98%
	MCDERMOTT, Bob	170	16.80%	0 0.00% 170 16.80%
	ROCO, John P	7	0.69%	0 0.00% 7 0.69%
	TERUYA, Patty Kahanamoku	26	2.57%	0 0.00% 26 2.57%
	VELLESES, Gary Kahinano	2	0.20%	0 0.00% 2 0.20%
	YUEN, Victoria (Cissy)	6	0.59%	0 0.00% 6 0.59%
	Cast Votes:	1,012	99.70%	0 0.00% 1,012 99.70%
	Over Votes:	2	0.20%	0 0.00% 2 0.20%
	Under Votes:	1	0.10%	0 0.00% 1 0.10%

Precinct Report — Official
CITY AND COUNTY OF HONOLULU — COUNCIL DISTRICT I SPECIAL ELECTION — December 29, 2010

Page 6 of 13

12/29/2010 06:20 PM

Total Number of Voters : 12,610 of 53,753 = 23.46%

Precincts Reporting 13 of 13 = 100.00%

Party	Candidate	Mail		Precinct		Total	
Precinct 43-02 (Ballots Cast: 1,429)							
Councilmember, Dist I, Vote For 1							
	BERG, Tom	438	30.76%	0	0.00%	438	30.76%
	DUDLEY, Kioni	101	7.09%	0	0.00%	101	7.09%
	ESPERO, Jason T	350	24.58%	0	0.00%	350	24.58%
	KAHELE, Mel	80	5.62%	0	0.00%	80	5.62%
	LACUESTA, Celeste (Lacaden)	35	2.46%	0	0.00%	35	2.46%
	LEWIS, Chris	17	1.19%	0	0.00%	17	1.19%
	LoPRESTI, Matthew	38	2.67%	0	0.00%	38	2.67%
	MANAKU, James K	7	0.49%	0	0.00%	7	0.49%
	MARTINEZ, Rose	65	4.56%	0	0.00%	65	4.56%
	MCDERMOTT, Bob	218	15.31%	0	0.00%	218	15.31%
	ROCO, John P	12	0.84%	0	0.00%	12	0.84%
	TERUYA, Patty Kahanamoku	39	2.74%	0	0.00%	39	2.74%
	VELLESESES, Gary Kahinano	5	0.35%	0	0.00%	5	0.35%
	YUEN, Victoria (Cissy)	19	1.33%	0	0.00%	19	1.33%
	Cast Votes:	1,424	99.65%	0	0.00%	1,424	99.65%
	Over Votes:	2	0.14%	0	0.00%	2	0.14%
	Under Votes:	3	0.21%	0	0.00%	3	0.21%

Precinct Report — Official

CITY AND COUNTY OF HONOLULU — COUNCIL DISTRICT I SPECIAL ELECTION — December 29, 2010

Total Number of Voters : 12,610 of 53,753 = 23.46%

Precincts Reporting 13 of 13 = 100.00%

Party	Candidate	Mail		Precinct		Total	
Precinct 43-03 (Ballots Cast: 1,208)							
Councilmember, Dist I, Vote For 1							
	BERG, Tom	293	24.30%	0	0.00%	293	24.30%
	DUDLEY, Kioni	73	6.05%	0	0.00%	73	6.05%
	ESPERO, Jason T	292	24.21%	0	0.00%	292	24.21%
	KAHELE, Mel	121	10.03%	0	0.00%	121	10.03%
	LACUESTA, Celeste (Lacaden)	49	4.06%	0	0.00%	49	4.06%
	LEWIS, Chris	14	1.16%	0	0.00%	14	1.16%
	LoPRESTI, Matthew	19	1.58%	0	0.00%	19	1.58%
	MANAKU, James K	10	0.83%	0	0.00%	10	0.83%
	MARTINEZ, Rose	143	11.86%	0	0.00%	143	11.86%
	MCDERMOTT, Bob	144	11.94%	0	0.00%	144	11.94%
	ROCO, John P	2	0.17%	0	0.00%	2	0.17%
	TERUYA, Patty Kahanamoku	31	2.57%	0	0.00%	31	2.57%
	VELLESESE, Gary Kahinano	2	0.17%	0	0.00%	2	0.17%
	YUEN, Victoria (Cissy)	13	1.08%	0	0.00%	13	1.08%
	Cast Votes:	1,206	99.83%	0	0.00%	1,206	99.83%
	Over Votes:	2	0.17%	0	0.00%	2	0.17%
	Under Votes:	0	0.00%	0	0.00%	0	0.00%

Precinct Report — Official

CITY AND COUNTY OF HONOLULU — COUNCIL DISTRICT I SPECIAL ELECTION — December 29, 2010

Total Number of Voters : 12,610 of 53,753 = 23.46%

Precincts Reporting 13 of 13 = 100.00%

Party	Candidate	Mail	Precinct	Total
Precinct 43-04 (Ballots Cast: 651)				
Councilmember, Dist I, Vote For 1				
	BERG, Tom	147 22.69%	0 0.00%	147 22.69%
	DUDLEY, Kioni	73 11.27%	0 0.00%	73 11.27%
	ESPERO, Jason T	136 20.99%	0 0.00%	136 20.99%
	KAHELE, Mel	59 9.10%	0 0.00%	59 9.10%
	LACUESTA, Celeste (Lacaden)	44 6.79%	0 0.00%	44 6.79%
	LEWIS, Chris	7 1.08%	0 0.00%	7 1.08%
	LoPRESTI, Matthew	8 1.23%	0 0.00%	8 1.23%
	MANAKU, James K	4 0.62%	0 0.00%	4 0.62%
	MARTINEZ, Rose	53 8.18%	0 0.00%	53 8.18%
	MCDERMOTT, Bob	66 10.19%	0 0.00%	66 10.19%
	ROCO, John P	4 0.62%	0 0.00%	4 0.62%
	TERUYA, Patty Kahanamoku	32 4.94%	0 0.00%	32 4.94%
	VELLESES, Gary Kahinano	2 0.31%	0 0.00%	2 0.31%
	YUEN, Victoria (Cissy)	13 2.01%	0 0.00%	13 2.01%
	Cast Votes:	648 99.54%	0 0.00%	648 99.54%
	Over Votes:	1 0.15%	0 0.00%	1 0.15%
	Under Votes:	2 0.31%	0 0.00%	2 0.31%

Precinct Report — Official

CITY AND COUNTY OF HONOLULU — COUNCIL DISTRICT I SPECIAL ELECTION — December 29, 2010

Total Number of Voters : 12,610 of 53,753 = 23.46%

Precincts Reporting 13 of 13 = 100.00%

Party	Candidate	Mail	Precinct	Total
Precinct 44-01 (Ballots Cast: 225)				
Councilmember, Dist I, Vote For 1				
	BERG, Tom	18 8.04%	0 0.00%	18 8.04%
	DUDLEY, Kioni	59 26.34%	0 0.00%	59 26.34%
	ESPERO, Jason T	39 17.41%	0 0.00%	39 17.41%
	KAHELE, Mel	19 8.48%	0 0.00%	19 8.48%
	LACUESTA, Celeste (Lacaden)	0 0.00%	0 0.00%	0 0.00%
	LEWIS, Chris	13 5.80%	0 0.00%	13 5.80%
	LoPRESTI, Matthew	4 1.79%	0 0.00%	4 1.79%
	MANAKU, James K	1 0.45%	0 0.00%	1 0.45%
	MARTINEZ, Rose	19 8.48%	0 0.00%	19 8.48%
	MCDERMOTT, Bob	32 14.29%	0 0.00%	32 14.29%
	ROCO, John P	1 0.45%	0 0.00%	1 0.45%
	TERUYA, Patty Kahanamoku	12 5.36%	0 0.00%	12 5.36%
	VELLESES, Gary Kahinano	0 0.00%	0 0.00%	0 0.00%
	YUEN, Victoria (Cissy)	7 3.13%	0 0.00%	7 3.13%
	Cast Votes:	224 99.56%	0 0.00%	224 99.56%
	Over Votes:	1 0.44%	0 0.00%	1 0.44%
	Under Votes:	0 0.00%	0 0.00%	0 0.00%

Precinct Report — Official

CITY AND COUNTY OF HONOLULU — COUNCIL DISTRICT I SPECIAL ELECTION — December 29, 2010

Total Number of Voters : 12,610 of 53,753 = 23.46%

Precincts Reporting 13 of 13 = 100.00%

Party	Candidate	Mail	Precinct	Total
Precinct 44-02 (Ballots Cast: 734)				
Councilmember, Dist I, Vote For 1				
	BERG, Tom	26 3.58%	0 0.00%	26 3.58%
	DUDLEY, Kioni	74 10.18%	0 0.00%	74 10.18%
	ESPERO, Jason T	75 10.32%	0 0.00%	75 10.32%
	KAHELE, Mel	130 17.88%	0 0.00%	130 17.88%
	LACUESTA, Celeste (Lacaden)	20 2.75%	0 0.00%	20 2.75%
	LEWIS, Chris	24 3.30%	0 0.00%	24 3.30%
	LoPRESTI, Matthew	7 0.96%	0 0.00%	7 0.96%
	MANAKU, James K	32 4.40%	0 0.00%	32 4.40%
	MARTINEZ, Rose	113 15.54%	0 0.00%	113 15.54%
	MCDERMOTT, Bob	101 13.89%	0 0.00%	101 13.89%
	ROCO, John P	1 0.14%	0 0.00%	1 0.14%
	TERUYA, Patty Kahanamoku	109 14.99%	0 0.00%	109 14.99%
	VELLESES, Gary Kahinano	4 0.55%	0 0.00%	4 0.55%
	YUEN, Victoria (Cissy)	11 1.51%	0 0.00%	11 1.51%
	Cast Votes:	727 99.05%	0 0.00%	727 99.05%
	Over Votes:	4 0.54%	0 0.00%	4 0.54%
	Under Votes:	3 0.41%	0 0.00%	3 0.41%

Precinct Report — Official

CITY AND COUNTY OF HONOLULU — COUNCIL DISTRICT I SPECIAL ELECTION — December 29, 2010

Total Number of Voters : 12,610 of 53,753 = 23.46%

Precincts Reporting 13 of 13 = 100.00%

Party	Candidate	Mail	Precinct	Total
Precinct 44-03 (Ballots Cast: 1,361)				
Councilmember, Dist I, Vote For 1				
	BERG, Tom	23 1.70%	0 0.00%	23 1.70%
	DUDLEY, Kioni	121 8.94%	0 0.00%	121 8.94%
	ESPERO, Jason T	69 5.10%	0 0.00%	69 5.10%
	KAHELE, Mel	463 34.19%	0 0.00%	463 34.19%
	LACUESTA, Celeste (Lacaden)	23 1.70%	0 0.00%	23 1.70%
	LEWIS, Chris	35 2.58%	0 0.00%	35 2.58%
	LoPRESTI, Matthew	25 1.85%	0 0.00%	25 1.85%
	MANAKU, James K	91 6.72%	0 0.00%	91 6.72%
	MARTINEZ, Rose	80 5.91%	0 0.00%	80 5.91%
	MCDERMOTT, Bob	121 8.94%	0 0.00%	121 8.94%
	ROCO, John P	14 1.03%	0 0.00%	14 1.03%
	TERUYA, Patty Kahanamoku	243 17.95%	0 0.00%	243 17.95%
	VELLESES, Gary Kahinano	16 1.18%	0 0.00%	16 1.18%
	YUEN, Victoria (Cissy)	30 2.22%	0 0.00%	30 2.22%
	Cast Votes:	1,354 99.49%	0 0.00%	1,354 99.49%
	Over Votes:	3 0.22%	0 0.00%	3 0.22%
	Under Votes:	4 0.29%	0 0.00%	4 0.29%

Precinct Report — Official

CITY AND COUNTY OF HONOLULU — COUNCIL DISTRICT I SPECIAL ELECTION — December 29, 2010

Total Number of Voters : 12,610 of 53,753 = 23.46%

Precincts Reporting 13 of 13 = 100.00%

Party	Candidate	Mail		Precinct		Total	
Precinct 45-01 (Ballots Cast: 867)							
Councilmember, Dist I, Vote For 1							
	BERG, Tom	37	4.28%	0	0.00%	37	4.28%
	DUDLEY, Kioni	88	10.17%	0	0.00%	88	10.17%
	ESPERO, Jason T	49	5.66%	0	0.00%	49	5.66%
	KAHELE, Mel	124	14.34%	0	0.00%	124	14.34%
	LACUESTA, Celeste (Lacaden)	6	0.69%	0	0.00%	6	0.69%
	LEWIS, Chris	29	3.35%	0	0.00%	29	3.35%
	LoPRESTI, Matthew	24	2.77%	0	0.00%	24	2.77%
	MANAKU, James K	83	9.60%	0	0.00%	83	9.60%
	MARTINEZ, Rose	164	18.96%	0	0.00%	164	18.96%
	MCDERMOTT, Bob	111	12.83%	0	0.00%	111	12.83%
	ROCO, John P	17	1.97%	0	0.00%	17	1.97%
	TERUYA, Patty Kahanamoku	110	12.72%	0	0.00%	110	12.72%
	VELLESES, Gary Kahinano	10	1.16%	0	0.00%	10	1.16%
	YUEN, Victoria (Cissy)	13	1.50%	0	0.00%	13	1.50%
	Cast Votes:	865	99.77%	0	0.00%	865	99.77%
	Over Votes:	0	0.00%	0	0.00%	0	0.00%
	Under Votes:	2	0.23%	0	0.00%	2	0.23%

Precinct Report — Official

CITY AND COUNTY OF HONOLULU — COUNCIL DISTRICT I SPECIAL ELECTION — December 29, 2010

Total Number of Voters : 12,610 of 53,753 = 23.46%

Precincts Reporting 13 of 13 = 100.00%

Party	Candidate	Mail	Precinct	Total
Precinct 45-02 (Ballots Cast: 1,405)				
Councilmember, Dist I, Vote For 1				
	BERG, Tom	42 2.99%	0 0.00%	42 2.99%
	DUDLEY, Kioni	131 9.34%	0 0.00%	131 9.34%
	ESPERO, Jason T	94 6.70%	0 0.00%	94 6.70%
	KAHELE, Mel	289 20.60%	0 0.00%	289 20.60%
	LACUESTA, Celeste (Lacaden)	23 1.64%	0 0.00%	23 1.64%
	LEWIS, Chris	23 1.64%	0 0.00%	23 1.64%
	LoPRESTI, Matthew	10 0.71%	0 0.00%	10 0.71%
	MANAKU, James K	96 6.84%	0 0.00%	96 6.84%
	MARTINEZ, Rose	218 15.54%	0 0.00%	218 15.54%
	MCDERMOTT, Bob	163 11.62%	0 0.00%	163 11.62%
	ROCO, John P	11 0.78%	0 0.00%	11 0.78%
	TERUYA, Patty Kahanamoku	250 17.82%	0 0.00%	250 17.82%
	VELLESES, Gary Kahinano	17 1.21%	0 0.00%	17 1.21%
	YUEN, Victoria (Cissy)	36 2.57%	0 0.00%	36 2.57%
	Cast Votes:	1,403 99.86%	0 0.00%	1,403 99.86%
	Over Votes:	1 0.07%	0 0.00%	1 0.07%
	Under Votes:	1 0.07%	0 0.00%	1 0.07%

**COUNCIL DISTRICT I
VOTER REGISTRATION TOTALS**

District	Precinct	Active	Fail Safe (*)	Total
40	02	2528	355	2883
40	03	3760	622	4382
42	03	3112	534	3646
42	04	3912	282	4195
43	01	3340	688	4028
43	02	4977	691	5668
43	03	4373	817	5190
43	04	2121	322	2443
44	01	812	156	968
44	02	3405	511	3916
44	03	5617	686	6303
45	01	3253	657	3910
45	02	5542	680	6222
		46752	7001	53754

* Fail Safe – denotes counts of voters mailed §8(d)(2) confirmation mailings pursuant to the National Voter Registration Act of 1993. These voters were not mailed a vote-by-mail ballot since the address has been previously determined as changed or out of service.

RECORD OF BALLOTS OVER/UNDER OF VOTES CAST

District	Precinct	+/-
40	02	1
40	03	0
42	03	0
42	04	4
43	01	(1)
43	02	(5)
43	03	0
43	04	(2)
44	01	0
44	02	0
44	03	0
45	01	0
45	02	0
	Total	(3)

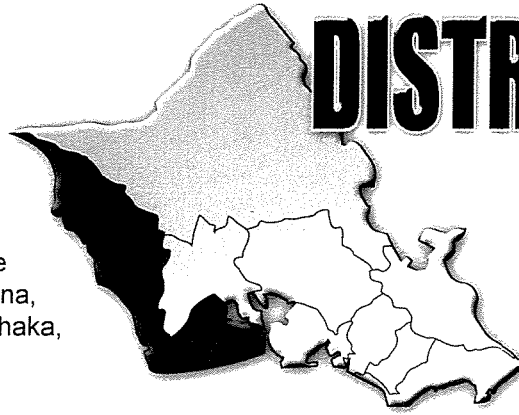
** Administrator's Note: Over/under totals reflect the difference in ballot cards tabulated versus envelopes received.

**ELECTION
INFORMATION
COUNCIL DISTRICT I**

**SPECIAL
ELECTION**

VOTE-BY-MAIL DISTRICT 1

Ewa, Ewa Beach, Honouliuli,
West Loch, Kapolei, Kalaeloa
(Barbers Point), Honokai Hale
and Nanakai Gardens, Ko Olina,
Nanakuli, Maili, Waianae, Mahaka,
Keaau and Makua



A special election will be held for voters of District 1 to elect a successor to fill a vacancy for the office of councilmember. Election results will be announced after 6:00 p.m. on December 29, 2010.

IMPORTANT DATES

- Last date to file Nomination Papers – Friday, November 19, 2010
- VOTER REGISTRATION DEADLINE – Monday, November 29, 2010
- Absentee Walk Voting at Honolulu Hale, Kapolei Hale – Monday, December 13 to Monday, December 27, 2010
- Last day to request Absentee Mail Ballots (if away from district ONLY) – Wednesday, December 22, 2010
- Last day for ballots to be received (ELECTION ENDS) – 6:00 p.m., Wednesday, December 29, 2010

VOTE-BY-MAIL

The election will be conducted entirely as a "Vote-By-Mail" election. **All registered voters** as of the voter registration deadline will automatically be mailed a packet containing the Vote-By-Mail ballot and return envelopes. No polling places will be open on December 29, 2010 (end of election).

Ballots will be mailed approximately 20 days prior to the election. Voted ballots **must** be received by the City Clerk no later than 6:00 p.m., December 29, 2010 **in the return envelopes provided**.

Submission of an "Absentee Ballot" application form to receive a ballot packet is not required **unless** the registered voter transfers registration into the district after the voter registration deadline or if the voter is unable to receive mail at the address listed in the general county registry.

WALK IN EARLY VOTING

Any voters requiring the use of an accessible voting machine may do so at Honolulu Hale or Kapolei Hale between Monday, December 13 to Monday, December 27, 2010 excluding Sundays, holidays and furloughs. Walk in voting will be open on Saturdays during this period.

Absentee Polling Places will be **CLOSED** on:

Friday, December 17 (Furlough)

Friday, December 24 (Holiday)

Hours of Operation at Absentee Polling Places:

8:00 a.m. – 4:00 p.m.

10:00 a.m. – 2:00 p.m. (Saturday, December 25)



OFFICE OF THE CITY CLERK / ELECTIONS


TELEPHONE: (808) 768-3800 • WEBSITE: www.honoluluelections.us

**CERTIFICATION
CITY AND COUNTY OF HONOLULU
OFFICE OF THE CITY CLERK**

I DO HEREBY CERTIFY that the foregoing is a true and accurate tabulation of the votes received by the respective candidates at the 2010 Special Vacancy Election held on Wednesday, December 29, 2010 as taken from the Official Returns of the Results of Votes Cast at said election on file in this office.

IN WITNESS WHEREOF, I have hereunto set my hand and caused the Great Seal of the City and County of Honolulu to be affixed.

DONE at the Office of the City Clerk, in Honolulu, Hawaii this 19th day of January, A.D. 2011.



Bernice K.N. Mau

BERNICE K.N. MAU
City Clerk