



RECEIVED
MAY 14 2 10 PM '09
CITY CLERK
HONOLULU, HAWAII

RESULTS OF VOTES CAST

Special Vacancy Election
District III
City and County of Honolulu
April 23, 2009



Office of the City Clerk
Elections Division
Bernice K.N. Mau
Acting City Clerk



BERNICE K.N. MAU
ACTING CITY CLERK

ELECTIONS

OFFICE OF THE CITY CLERK
530 SOUTH KING STREET, ROOM 100
HONOLULU, HAWAII 96813-3077
TELEPHONE: (808) 768-3800

Aloha,

The following are the certified results of the 2009 Special Vacancy Election, Council district III. The special election was the first election for elective office in Hawaii conducted entirely using a vote-by-mail format.

Should you have any questions regarding the contents of this publication, please contact the Elections Division at (808) 768-3800.

Very truly yours,

A handwritten signature in cursive script that reads "Bernice K.N. Mau".

BERNICE K.N. MAU
Acting City Clerk
City and County of Honolulu

TABLE OF CONTENTS

FORWARD..... ii

TABLE OF CONTENTS..... iii

SUMMARY REPORT..... 1

DETAILED REPORTS 3

VOTER REGISTRATION TOTALS 7

RECORD OF BALLOTS OVER/UNDER VOTES CAST 8

BOUNDARY MAP OF COUNCIL DISTRICT III 9

CERTIFICATION 11

SUMMARY REPORT

Cumulative Report — Unofficial
CITY AND COUNTY OF HONOLULU — COUNCIL DISTRICT III SPECIAL ELECTION — April 23, 2009

Page 1 of 1

04/23/2009 06:35 PM

Total Number of Voters : 25,564 of 56,471 = 45.27%

Precincts Reporting 7 of 7 = 100.00%

Party	Candidate	Absentee		Election		Total	
Councilmember, Dist III, Vote For 1							
	AKAU, Paul	337	1.32%	0	0.00%	337	1.32%
	ANDERSON, J. Ikaika	12,582	49.35%	0	0.00%	12,582	49.35%
	BEAN, Tracy Nakano	2,617	10.27%	0	0.00%	2,617	10.27%
	FELIX, John Henry	1,825	7.16%	0	0.00%	1,825	7.16%
	HO, Wilson Kekoa	832	3.26%	0	0.00%	832	3.26%
	HOLMES, Steve	3,612	14.17%	0	0.00%	3,612	14.17%
	KALIMA, Leona Mapuana	147	0.58%	0	0.00%	147	0.58%
	LEONG, Keoki	2,173	8.52%	0	0.00%	2,173	8.52%
	NALUA'I, Sol	175	0.69%	0	0.00%	175	0.69%
	PICO, Tom Jr.	324	1.27%	0	0.00%	324	1.27%
	RYAN, Pohai	869	3.41%	0	0.00%	869	3.41%
	Cast Votes:	25,493	99.72%	0	0.00%	25,493	99.72%
	Over Votes:	58	0.23%	0	0.00%	58	0.23%
	Under Votes:	13	0.05%	0	0.00%	13	0.05%

DETAILED REPORTS

Cumulative Report — Official
CITY AND COUNTY OF HONOLULU — COUNCIL DISTRICT III SPECIAL ELECTION — April 23, 2009

Total Number of Voters : 25,564 of 56,471 = 45.27%

Precincts Reporting 7 of 7 = 100.00%

Party	Candidate	AB-Mail		AB-Walk		Election		Total	
Councilmember, Dist III, Vote For 1									
	AKAU, Paul	334	1.32%	3	2.05%	0	0.00%	337	1.32%
	ANDERSON, J. Ikaika	12,506	49.34%	76	52.05%	0	0.00%	12,582	49.35%
	BEAN, Tracy Nakano	2,601	10.26%	16	10.96%	0	0.00%	2,617	10.27%
	FELIX, John Henry	1,815	7.16%	10	6.85%	0	0.00%	1,825	7.16%
	HO, Wilson Kekoa	828	3.27%	4	2.74%	0	0.00%	832	3.26%
	HOLMES, Steve	3,590	14.16%	22	15.07%	0	0.00%	3,612	14.17%
	KALIMA, Leona Mapuana	147	0.58%	0	0.00%	0	0.00%	147	0.58%
	LEONG, Keeki	2,163	8.53%	10	6.85%	0	0.00%	2,173	8.52%
	NALUA'I, Sol	174	0.69%	1	0.68%	0	0.00%	175	0.69%
	PICO, Tom Jr.	322	1.27%	2	1.37%	0	0.00%	324	1.27%
	RYAN, Pohai	867	3.42%	2	1.37%	0	0.00%	869	3.41%
	Cast Votes:	25,347	99.72%	146	100.00%	0	0.00%	25,493	99.72%
	Over Votes:	58	0.23%	0	0.00%	0	0.00%	58	0.23%
	Under Votes:	13	0.05%	0	0.00%	0	0.00%	13	0.05%

Canvass Report — Total Voters — Official
CITY AND COUNTY OF HONOLULU — COUNCIL DISTRICT III SPECIAL ELECTION — April 23, 2009

Total Number of Voters: 25,564 of 56,471 = 45.27%

Precincts Reporting 7 of 7 = 100.00%

Councilmember, Dist III

Precinct	Absentee Ballots Cast	Election Ballots Cast	Total Ballots Cast	Registered Voters	Percent Turnout	AKAU, Paul	ANDERSON, J. Ikaika	BEAN, Tracy Nakano	FELIX, John Henry	HO, Wilson Kekoa	HOLMES, Steve	KALIMA, Leona Mapuana	LEONG, Keoki	Continued
AB-93	291	0	291	651	44.70%	1	121	43	21	11	25	4	46	
AB-94	1,778	0	1,778	4,417	40.25%	24	743	318	104	44	210	13	222	
AB-95	4,841	0	4,841	9,671	50.06%	31	2,090	785	325	95	566	23	675	
AB-96	4,981	0	4,981	10,610	46.95%	38	2,395	483	394	131	767	25	456	
AB-97	1,520	0	1,520	3,643	41.72%	17	695	175	112	39	237	13	184	
AB-98	5,980	0	5,980	14,257	41.94%	42	3,056	427	466	154	1,065	33	349	
AB-99	6,173	0	6,173	13,222	46.69%	184	3,482	386	403	358	742	36	241	
Totals:	25,564	0	25,564	56,471		337	12,582	2,617	1,825	832	3,612	147	2,173	

Ballot Style = Representative District/Precinct from 2008

- AB-93 = 47/04
- AB-94 = 48/01, 48/05
- AB-95 = 48/02-48/04
- AB-96 = 49/01-49/06
- AB-97 = 49/07
- AB-98 = 50/01-50/07
- AB-99 = 51/01-51/07

Canvass Report — Total Voters — Official
CITY AND COUNTY OF HONOLULU — COUNCIL DISTRICT III SPECIAL ELECTION — April 23, 2009

Total Number of Voters: 25,564 of 56,471 = 45.27%

Precincts Reporting 7 of 7 = 100.00%

Councilmember, Dist III

Continued

Precinct	Absentee Ballots Cast	Election Ballots Cast	Total Ballots Cast	Registered Voters	Percent Turnout	NALUA'I, Sol	PICO, Tom Jr.	RYAN, Pohai	Totals
AB-93	291	0	291	651	44.70%	0	8	11	291
AB-94	1,778	0	1,778	4,417	40.25%	34	16	47	1,775
AB-95	4,841	0	4,841	9,671	50.06%	43	51	141	4,825
AB-96	4,981	0	4,981	10,610	46.95%	27	78	170	4,964
AB-97	1,520	0	1,520	3,643	41.72%	14	14	18	1,518
AB-98	5,980	0	5,980	14,257	41.94%	27	83	259	5,961
AB-99	6,173	0	6,173	13,222	46.69%	30	74	223	6,159
Totals:	25,564	0	25,564	56,471		175	324	869	25,493

Ballot Style = Representative District/Precinct from 2008

- AB-93 = 47/04
- AB-94 = 48/01, 48/05
- AB-95 = 48/02-48/04
- AB-96 = 49/01-49/06
- AB-97 = 49/07
- AB-98 = 50/01-50/07
- AB-99 = 51/01-51/07

**COUNCIL DISTRICT III
VOTER REGISTRATION TOTALS**

Ballot Style	Precincts	Representative Districts/Precinct Comprising the Ballot Style (based on precincts used in 2008)	Active	Fail Safe (*)	Total
93	1	47/04	628	23	651
94	2	48/01, 48/05	4,234	183	4,417
95	3	48/02-48/04	9,428	243	9,671
96	6	49/01-49/06	10,206	404	10,610
97	1	49/07	3,475	168	3,643
98	7	50/01-50/07	13,383	874	14,257
99	7	51/01-51/07	12,782	440	13,222
TOTAL DISTRICT VOTER REGISTRATION			54,136	2,335	56,471

* Fail Safe – denotes counts of voters mailed §8(d)(2) confirmation mailings pursuant to the National Voter Registration Act of 1993. These voters were not mailed a vote-by-mail ballot as mailing address has been previously determined as undeliverable.

RECORD OF BALLOTS OVER/UNDER OF VOTES CAST

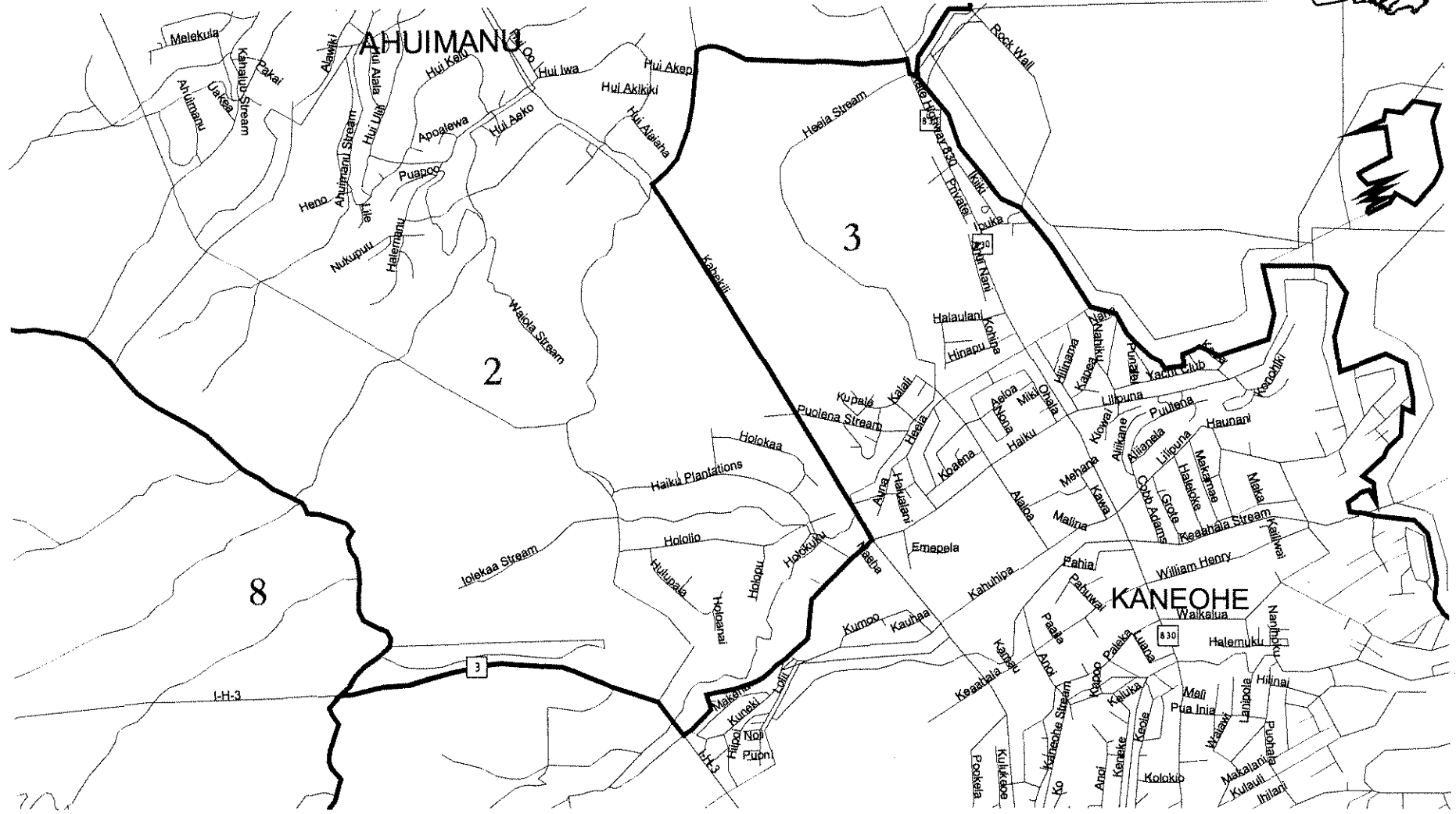
Ballot Style	Precincts	Districts Comprising the Ballot Style	(+/-) Total
93	1	47/04	0
94	2	48/01, 48/05	0
95	3	48/02-48/04	(1)
96	6	49/01-49/06	1
97	1	49/07	0
98	7	50/01-50/07	(2)
99	7	51/01-51/07	1
		Total Over/Under	(1)

** Administrator's Note: Over/under totals reflect the difference in ballot cards tabulated versus envelopes received.

**BOUNDARY MAP OF
COUNCIL DISTRICT III**

MAP 3
AHUIMANU-KANEOHE

COUNCIL DISTRICTS 2, 3, & 8



MAPS PRODUCED BY THE OFFICE OF THE CITY CLERK,
CITY AND COUNTY OF HONOLULU
COPYRIGHT CITY AND COUNTY OF HONOLULU
ALL RIGHTS RESERVED 2002




**CERTIFICATION
CITY AND COUNTY OF HONOLULU
OFFICE OF THE CITY CLERK**

I DO HEREBY CERTIFY that the foregoing is a true and accurate tabulation of the votes received by the respective candidates at the 2009 Special Vacancy Election held on Thursday, April 23, 2009 as taken from the official returns of said election on file in this office.

IN WITNESS WHEREOF, I have hereunto set my hand and caused the Great Seal of the City and County of Honolulu to be affixed.

DONE at the Office of the City Clerk, in Honolulu, Hawaii this 14th day of May, A.D. 2009.



Bernice K.N. Mau

BERNICE K.N. MAU
Acting City Clerk